

 **AMERICAN**
RACER[®]

Worldwide. Performance. Excellence.


MCCREARY[®]
Racing Tires

2019

SHORT TRACK TIRE GUIDE

www.americanraceronline.com



Worldwide. Performance. Excellence.

CONTENTS

Late Model Dirt/ Modified Dirt / Street Stock.....	1,2
Late Model Dirt/ Modified Dirt / Street Stock / Sprint Car Dirt.....	2
Sprint Car Dirt/ Entry Level / Midget Dirt / Mini Stock Dirt.....	3
Micro Sprint Dirt/ ATV/ Mini Cup/ Cage Kart	4
Late Model Asphalt/ Modified Asphalt/ Asphalt Sprint	5,6
Modified Asphalt/ Sprint/Midget Asphalt/ Mini Modified / Mini Sprint / Mini Stock/ Pro-4 Asphalt.....	6
Baby Grand / D.O.T. Street Tires.....	7
Autocross/Road Racing/F1000/Formula Vee/Formula Continental/Club Ford/GTA/Vintage Mini.....	8
Tread Patterns.....	9, 10
Race Tire Distributors.....	11



NO WARRANTY

RACE TIRES AMERICA ("RTA") OFFERS RACING TIRES UNDER THE AMERICAN RACER® BRAND FOR SALE UPON THE TERMS AND THE CONDITIONS CONTAINED IN THIS DISCLAIMER OF LIABILITY. BECAUSE OF THE MANY VARIED AND DIFFERENT CONDITIONS TO WHICH RACE TIRES ARE EXPOSED AND BECAUSE OF THE MANNER IN WHICH RACING IS CONDUCTED, RTA MAKES ABSOLUTELY NO WARRANTY, EXPRESSED OR IMPLIED, OF MERCHANTABILITY OR OF FITNESS FOR A GENERAL OR PARTICULAR PURPOSE IN CONNECTION WITH ANY OFFER FOR SALE OR SALE OF RACE TIRES BY RTA. ALL RACE TIRE AMERICA AMERICAN RACER RACING TIRES ARE SOLD "AS IS."

New, unused tires exhibiting a defect in workmanship or materials, as verified by RTA's examination, will be issued a credit equal to RTA's distributor price. To qualify for a credit, the tire must have a manufacturing date within twelve (12) months of the tire's return to RTA.

ALL AMERICAN RACER RACING TIRES, INCLUDING "D.O.T." MARKED TIRES, ARE DESIGNED FOR RACING PURPOSES ONLY AND ARE NOT TO BE OPERATED ON PUBLIC STREETS, ROADS, OR HIGHWAYS. American Racer "D.O.T." marked tires have passed D.O.T. minimum requirements for sidewall identification, labeling, and performance; however, racing tires have reduced skid depth or soft compounds designed for racing on dirt or asphalt closed oval tracks. Racing compounds and tread depths give reduced tread life and are not suitable for highway or street use.

WARNING

DO NOT, UNDER ANY CIRCUMSTANCES, MOUNT ANY AMERICAN RACER TIRE ON A WHEEL THAT DOES NOT MEET TIRE AND RIM ASSOCIATION STANDARDS. USE OF AMERICAN RACER TIRES ON WHEELS THAT DO NOT MEET TIRE & RIM ASSOCIATION STANDARDS CAN CAUSE THE ASSEMBLY TO FAIL AND BURST WITH EXPLOSIVE FORCE SUFFICIENT TO CAUSE SERIOUS PERSONAL INJURY OR DEATH. AMERICAN RACER TIRES SOLD BY RTA ARE INTENDED TO BE USED EXCLUSIVELY ON TIRE RIMS DESIGNED AND MANUFACTURED TO COMPLY WITH TIRE & RIM ASSOCIATION (T&RA) STANDARDS AND SPECIFICATIONS. Any person using American Racer racing tires on wheels that do not meet T&RA standards and specifications or on damaged wheels assumes responsibility for these dangerous actions and agrees to reimburse RTA (and its affiliated companies) for all loss, damage or cost it may suffer because of such actions. Wheel standards and specifications can be obtained by writing to: **Tire & Rim Association, 175 Montrose West Avenue, Suite 150, Copley, Ohio 44321** or by consulting your rim manufacturer.

TIRE MOUNTING INSTRUCTIONS - TIRE MOUNTING MUST BE PERFORMED BY SPECIALLY TRAINED PERSONNEL USING PROPER TOOLS AND PROCEDURES. FAILURE TO FOLLOW SAFE MOUNTING PROCEDURES CAN RESULT IN FAULTY POSITIONING OF THE TIRE AND CAUSE THE ASSEMBLY TO BURST WITH EXPLOSIVE FORCE SUFFICIENT TO CAUSE SERIOUS PERSONAL INJURY AND DEATH. CLEAN RIM AND LUBRICATE BEADS WITH RUBBER LUBRICANT. ALWAYS LOCK RIM ON MOUNTING MACHINE OR PLACE ASSEMBLY IN SAFETY CAGE. USE AIR HOSE WITH CLIP ON CHUCK AND EXTENSION AIR GAUGE. NEVER EXCEED 40 PSI TO SEAT BEADS ON RIM. EXCESSIVE AIR PRESSURE CAN DAMAGE THE TIRE AND CAUSE IT TO VIOLENTLY BLOW OFF OF THE WHEEL.

CHEMICALLY ALTERING TIRES - Race Tires America does not authorize or permit: (1) chemical alteration of the tread carcass and/or tread compound, such as tire "soaking"; (2) use of tread "softener"; or (3) the physical defacement (removal, altering or covering), of tire sidewall markings in any manner. Failure to comply with this warning could result in premature or catastrophic tire failure that may result in serious injury or death.



LATE MODEL DIRT / MODIFIED DIRT / STREET STOCK

SPEC #	TIRE SIZE	TREAD TYPE	TREAD WIDTH	SECTION WIDTH	APPROX. DIA	APPROX. CIRC.	DESIGN RIM	WT.	COMPOUNDS
70361	82.0/8.0-15DT	F	8.0	10.7	26.1	82	8	18.0	SOFT, MED
70364	84.0/8.0-15DT	F	8.0	10.8	26.7	84	8	19.0	SOFT, MED, HARD
70363	86.0/8.0-15DTN	F	9.0	10.7	27.4	86	8	18.0	SOFT, MED, HARD
70368	26.5/8.0-15DT	F	9.0	10.8	26.7	84	8	17.8	SOFT, MED, HARD, EXTRA/AR 500
70367	27.5/8.0-15DT	F	9.0	11.2	27.4	86	8	18.0	SOFT, MED, HARD, EXTRA/AR 500
70263	26.0/10.5-15DT	F	10.5	13.0	27.4	86	10	20.5	SD-33, SD-38, SD44, SD-48
70264	26.0/10.5-15DT SH	F	10.5	13.0	27.1	85	10	20.0	SD-44, SD-48
70313	26.5/11.0-15DTW	F	12.0	14.8	27.3	86	12-14	22.0	SD-33, SD-38, SD-44 SD-48, MD-50
70314	27.5/11-15DT	F	11.0	14.3	27.7	87	12-14	19.0	SD-33, SD-38, SD-44, MD-56
70317	28.5/11.0-15DT	F	11.0	15.0	28.2	89	12-14	20.0	SD-44, SD-48, MD-50, MD-56
70315	29.0/11.0-15DT	F	11.0	14.7	29.3	92	12-14	21.5	MD-56
70330	27.5/11.0-15DTW	F	13.0	15.5	27.6	87	12-14	22.0	SD-23, SD-33,SD-38 SD-44, SD-48
70325	28.5/11.0-15DTW	F	13.0	15.6	28.2	89	12-14	22.5	SD-23,SD-33, SD-38, SD-44, SD-48, SD-49, MD-56
70331	29.0/11.0-15DTW	F	13.0	16.0	29.1	92	12-14	23.0	SD-23, SD-33, SD-38, SD-44, SD-48, SD-49 MD-53,MD-56, HD-70, D3-B
70266	28.5/11.0-15GT	M	11.0	15.3	28.3	89	12-14	24.5	SD-44, SD-48
70267	29.0/11.0-15GT	M	11.0	15.7	29.3	92	12-14	25.0	MD-56
70238	28.5/11.0-15GT	M	12.4	15.5	28.2	88.6	12-14	21.5	PRO-2
70277	29.0/11.0-15GT	M	12	15.8	28.9	90.8	12-14	23	PRO-2, PRO-3
70380	88.0/11.0-15GT	B	11.0	15.8	28.0	88	12-14	26.5	SD-23, SD-33, SD-38, SD-48, MD-56
70379	88.0/11.0-15BT CRATE/SPEC	1	13.3	15.8	28.1	88.5	12-14	26.5	MD-53, SD-23,SD-33, SD-38, SD-44, SD-48
70381	92.0/11.0-15BT CRATE/SPEC	1	13.0	16.0	29.0	92	12-14	28.5	SD-23, SD-44, SD-48, MD-56
70382	92.0/11.0-15GT	B	11.0	16.2	29.3	92	12-14	28.5	SD-23, SD-33, SD-38, SD-44, SD-48, MD-56
70322	28.5/11.0-15G	A	12.5	15.4	28.0	88	12-14	24.5	SD-33, SD-38, SD-44 MD-56
70348	29.0/11.0-15G	A	11.0	15.7	29.3	92	12-14	25.0	SD-33, SD-38, SD-44, SD-48, SD-49, MD-53, MD-56

← SOFTER HARDER →
 SOFT MED HARD EXTRA
 SD-23 SD-33 SD-38 SD-44 SD-48 SD-49 MD-50 MD-53 MD-56 MD-57 HD-70 D3-B
 PRO-2 PRO-3

NOTE: All circumferences and C/L O.D.'s listed are operating measurements after break in.

NOTE: All compounds are not available in all sizes. See your nearest distributor for compounds for any given size or type race tire.

NOTE: American Racer Tires are specifically designed and compounded for racing only. They are illegal for street or highway use.

NOTE: Section widths (S.W.) are based on design rim width.

WARNING: DO NOT, UNDER ANY CIRCUMSTANCES, MOUNT AN AMERICAN RACER® RACING TIRE ON A WHEEL THAT DOES NOT MEET TIRE AND RIM ASSOCIATION STANDARDS.

NO WARRANTY POLICY

RACE TIRES AMERICA ("RTA") OFFERS RACING TIRES UNDER THE "AMERICAN RACER" BRAND FOR SALE UPON THE TERMS AND THE CONDITIONS CONTAINED IN THIS DISCLAIMER OF LIABILITY. BECAUSE OF THE MANY VARIED AND DIFFERENT CONDITIONS TO WHICH RACE TIRES ARE EXPOSED AND BECAUSE OF THE MANNER IN WHICH RACING IS CONDUCTED, RTA MAKES ABSOLUTELY NO WARRANTY, EXPRESSED OR IMPLIED, OF MERCHANTABILITY OR OF FITNESS FOR A GENERAL OR PARTICULAR PURPOSE IN CONNECTION WITH ANY OFFER FOR SALE OR SALE OF RACE TIRES BY RTA. ALL RACE TIRE AMERICA AMERICAN RACER RACING TIRES ARE SOLD "AS IS."

New, unused tires exhibiting a defect in workmanship or materials, as verified by RTA's examination, will be issued a credit equal to RTA's distributor price. To qualify for a credit, the tire must have a manufacturing date within twelve (12) months of the tire's return to RTA.

Independent dealers must establish their own prices.



LATE MODEL DIRT / MODIFIED DIRT / STREET STOCK (CONT.)									
SPEC #	TIRE SIZE	TREAD TYPE	TREAD WIDTH	SECTION WIDTH	APPROX. DIA	APPROX. CIRC.	DESIGN RIM	WT.	COMPOUNDS
70351	29.0/11.0-15G	A	12.4	15.8	29.1	92	12-14	24.0	SD-33, SD-38, SD-44, MD-53, MD-56
70296	28.5/11.0-15BT	D	11.0	16.3	28.3	89	12-14	25.5	SD-12, SD-33, SD-38
70297	29.0/11.0-15BT	D	11.0	16.2	29.3	92	12-14	26.0	SD-12, SD-48, MD-56
70261	88.0/11.0-15BT	1	13.5	15.8	28.0	88	12-14	26.5	SD-23,SD-33,SD-38, SD-49
70260	G60-15 SH	BB	8.2	10.0	26.1	82	7-8	20.1	MOD3
70259	G60-15	BB	8.2	10.0	26.4	83	7-8	20.7	MOD3
70244	G-60-15 XT	BB	8.0	10.0	27.1	85	7-8	22.0	KK-704
70265	G60-15	BB	8.0	10.0	26.7	84	7-8	21.5	KK-704
70253	G-60-15(4) KK-704	BB	8.0	10.0	26.4	83	7-8	20.0	KK-704
70254	G-60-15SH(4) KK-704	BB	8.0	10.0	26.0	82	7-8	20.0	KK-704

← SOFTER HARDER →
 SD-23 SD-33 SD-38 SD-12 SD-44 SD-48 SD-49 MD-50 MD-53 MD-56 MD-57 HD-70 D3-B
 MOD-3 KK704

SPRINT CAR DIRT									
SPEC #	TIRE SIZE	TREAD TYPE	TREAD WIDTH	SECTION WIDTH	APPROX. DIA	APPROX. CIRC.	DESIGN RIM	WT.	COMPOUNDS
70230	26.0/7.0-15DT	F	7.0	10.1	26.4	83	6-8	16.5	SD-33, SD-38
70359	26.0/8.0-15DT	F	8.0	10.8	26.7	84	6-8	17.0	SD-30, SD-33, SD-38
70389	28.0/15.0-15BT	D	14.5	16.7	28.0	88	13-15	26.0	SD-33
70390	28.5/15.0-15BT	2	14.5	16.7	28.7	90	13-15	26.5	SD-33
70385	29.0/15.0-15BT	2	14.5	17.1	29.3	92	13-15	27.0	SD-30, SD-33
70391	30.0/15.0-15BT	2	14.5	17.5	29.9	94	13-15	28.0	SD-23
70392	30.0/15.0-15BT	2	14.5	17.5	29.9	94	13-15	28.0	SD-30, SD-33, SD-38, SD-44
70393	30.5/15.0-15BT	2	14.5	17.4	30.6	96	13-15	29.0	SD-23
70318	30.5/15.0-15BT	2	14.5	17.4	30.6	96	13-15	29.0	SD-30, SD-33, SD-38, SD-44
70394	31.0/15.0-15BT	2	17.2	19.2	31.2	98	13-15	29.8	SD-33
70374	34.0/17.0-15GT	H	17.0	20.0	33.1	104	15-18	31.5	SD-38, MC-1, MC-2, MC-3
70370	105/18.0-15BT	H	18.5	22.1	33.6	105	17-18	31.0	MC-1,MC-2
70373	34.0/18.0-15GT	E	15.7	21.1	33.1	104	16-20	31.7	SD-38, HD-65
70375	34.0/18.0-15GTW	T	18.5	21.9	33.6	105	16-20	33.1	SD-30, SD-33, SD-38, SD-45
70316	30.0/13.0-15GT	B	13.0	16.9	30.3	95	13-15	29.5	SD-33, SD44
70320	31.0/13.0-15G	A	13.0	17.2	31.2	97	13-15	30.0	SD-23, SD-33, SD-38 SD-44, MD-50

← SOFTER HARDER →
 SD-23 SD-30 SD-33 SD-38 SD-44 SD-45 MD-50 HD-65
 MC-1 MC-2 MC-3

NOTE: All circumferences and C/L O.D.'s listed are operating measurements after break in.

NOTE: All compounds are not available in all sizes. See your nearest distributor for compounds for any given size or type race tire.

NOTE: American Racer Tires are specifically designed and compounded for racing only. They are illegal for street or highway use.

NOTE: Section widths (S.W.) are based on design rim width.

WARNING: DO NOT, UNDER ANY CIRCUMSTANCES, MOUNT AN AMERICAN RACER® RACING TIRE ON A WHEEL THAT DOES NOT MEET TIRE AND RIM ASSOCIATION STANDARDS.

NO WARRANTY POLICY

RACE TIRES AMERICA ("RTA") OFFERS RACING TIRES UNDER THE "AMERICAN RACER" BRAND FOR SALE UPON THE TERMS AND THE CONDITIONS CONTAINED IN THIS DISCLAIMER OF LIABILITY. BECAUSE OF THE MANY VARIED AND DIFFERENT CONDITIONS TO WHICH RACE TIRES ARE EXPOSED AND BECAUSE OF THE MANNER IN WHICH RACING IS CONDUCTED, RTA MAKES ABSOLUTELY **NO WARRANTY**, EXPRESSED OR IMPLIED, OF MERCHANTABILITY OR OF FITNESS FOR A GENERAL OR PARTICULAR PURPOSE IN CONNECTION WITH ANY OFFER FOR SALE OR SALE OF RACE TIRES BY RTA. **ALL RACE TIRE AMERICA AMERICAN RACER RACING TIRES ARE SOLD "AS IS."**

New, unused tires exhibiting a defect in workmanship or materials, as verified by RTA's examination, will be issued a credit equal to RTA's distributor price. To qualify for a credit, the tire must have a manufacturing date within twelve (12) months of the tire's return to RTA.

Independent dealers must establish their own prices.



SPRINT CAR DIRT (CONT.)

SPEC #	TIRE SIZE	TREAD TYPE	TREAD WIDTH	SECTION WIDTH	APPROX. DIA	APPROX. CIRC.	DESIGN RIM	WT.	COMPOUNDS
70338	32.0/13.0-15GT	D	13.0	17.4	32.1	101	13-15	28.0	SD-33, SD-38, SD-44, SD-48, MD-50

ENTRY LEVEL (NON-D.O.T)

SPEC #	TIRE SIZE	TREAD TYPE	TREAD WIDTH	SECTION WIDTH	APPROX. DIA	APPROX. CIRC.	DESIGN RIM	WT.	COMPOUNDS
70218	70/245-15SW	DD	7.5	10.0	28.0	88	6-7	17.0	DIRT
70224	70/205-15SW	F	7.5	10.8	26.5	83	6-8	16.0	HARD

MIDGET DIRT / MINI STOCK DIRT

SPEC #	TIRE SIZE	TREAD TYPE	TREAD WIDTH	SECTION WIDTH	APPROX. DIA	APPROX. CIRC.	DESIGN RIM	WT.	COMPOUNDS
70335	22.5/6.0-13GT	G	6.0	7.7	21.3	67	6-7	10.5	SD-23
70336	22.5/7.0-13GT	G	7.0	8.1	21.3	67	7-8	11.5	SD-23, SD-33, SD-38
70344	22.5/8.0-13GT	G	8.0	9.4	21.6	68	8	12.2	SD-23, SD-44, SD-48, MD-57
70350	22.5/8.0-13GT (71)	G	8.0	9.4	22.6	71	8-10	12.5	SD-23, SD-38 SD-44, SD-48, MD-57
70337	22.5/9.5-13GT	G	9.5	10.3	21.6	68	8-10	14.0	SD-23, SD-33, SD-38 SD-44, SD-48, MD-57
70358	22.5/9.5-13GT(71)	G	9.5	10.4	22.6	71	8-10	15.0	SD-23, SD-33, SD-38 SD-44, SD-48, MD-57
70285	23.5/10.0-13GT	G	10.0	11.6	23.6	74	8-10	16.5	SD-23, SD-33, SD-38 SD-44, SD-48, MD-57, HD-65
70342	24.0/10.0-13GT	G	10.0	12.4	24.2	76	8-10	17.0	SD-23, SD-33, SD-38 SD-44, SD-48, HD-65
70343	24.5/10.0-13GT	G	10.0	12.3	24.4	76	8-10	17.5	SD-23 SD-48
70345	24.5/10.0-13GTW	G	12.0	13.5	24.4	76	10-12	18.0	SD-23, SD-33, SD-38,
70234	25.0/10.0-13GT	G	10.0	12.7	24.8	78	8-10	17.5	SD-23, SD-33, SD-38 SD-44, SD-48, MD-56
70235	25.5/10.0-13GTW	G	12.0	13.5	25.5	80	10-12	19.0	SD-23, SD-33, SD-38 SD-44, SD-48
70233	26.0/12.0-13GT	G	12.0	14.0	26.1	82	10-12	20.0	SD-23, SD-33, SD-38 SD-44, SD-48

← SOFTER HARDER →
SD-23 SD-33 SD-35 SD-38 SD-44 SD-48 MD-57 HD-65

NOTE: All circumferences and C/L O.D.'s listed are operating measurements after break in.

NOTE: All compounds are not available in all sizes. See your nearest distributor for compounds for any given size or type race tire.

NOTE: American Racer Tires are specifically designed and compounded for racing only. They are illegal for street or highway use.

NOTE: Section widths (S.W.) are based on design rim width.

WARNING: DO NOT, UNDER ANY CIRCUMSTANCES, MOUNT AN AMERICAN RACER® RACING TIRE ON A WHEEL THAT DOES NOT MEET TIRE AND RIM ASSOCIATION STANDARDS.

NO WARRANTY POLICY

RACE TIRES AMERICA ("RTA") OFFERS RACING TIRES UNDER THE "AMERICAN RACER" BRAND FOR SALE UPON THE TERMS AND THE CONDITIONS CONTAINED IN THIS DISCLAIMER OF LIABILITY. BECAUSE OF THE MANY VARIED AND DIFFERENT CONDITIONS TO WHICH RACE TIRES ARE EXPOSED AND BECAUSE OF THE MANNER IN WHICH RACING IS CONDUCTED, RTA MAKES ABSOLUTELY NO WARRANTY, EXPRESSED OR IMPLIED, OF MERCHANTABILITY OR OF FITNESS FOR A GENERAL OR PARTICULAR PURPOSE IN CONNECTION WITH ANY OFFER FOR SALE OR SALE OF RACE TIRES BY RTA. ALL RACE TIRE AMERICA AMERICAN RACER RACING TIRES ARE SOLD "AS IS."

New, unused tires exhibiting a defect in workmanship or materials, as verified by RTA's examination, will be issued a credit equal to RTA's distributor price. To qualify for a credit, the tire must have a manufacturing date within twelve (12) months of the tire's return to RTA.

Independent dealers must establish their own prices.



MICRO SPRINT DIRT/ATV									
SPEC #	TIRE SIZE	TREAD TYPE	TREAD WIDTH	SECTION WIDTH	APPROX. DIA	APPROX. CIRC.	DESIGN RIM	WT.	COMPOUNDS
70290	18.0/6.0-10GT	G	6.0	7.9	18.1	57	5-6	8.0	SD-23, SD-30, SD-33, SD-38, SD-44, 704
70252	57/6.5-10DT	F	6.5	8.0	18.1	57	6-8	8.0	SD-23, SD-33, SD-38
70291	18.0/8.0-10GT	G	8.0	9.4	18.1	57	6-8	9.0	SD-23, SD-33, SD-38, SD-44, SD-48
70292	18.0/10.0-10GT	G	10.0	11.0	18.5	59	8-10	11.0	SD-23, SD-33, SD-38, SD-48, 704
70293	19.0/8.0-10GT	G	8.0	10.1	19.1	60	6-8	10.0	SD-23, SD-30, SD-33
70294	19.0/10.0-10GT	G	10.0	11.7	19.4	61	8-10	11.5	SD-23, SD-30, SD-33
70280	20.0/8.0-10GT	G	8.0	10.1	20.1	63	6-8	10.0	SD-23, SD-33, SD-44
70289	20.0/10.0-10GT	G	10.0	12.1	20.1	63	8-10	12.0	SD-23, SD-30, SD-33, SD-38, SD-44, SD-48
70287	20.5/10.0-10GT	G	10.0	12.1	20.7	65	8-10	12.5	SD-23, SD-30, SD-33, SD-38
70268	59.0/8.0-10-GT	2	8.0	10.0	18.6	58.5	8-10	10.2	SD-23, SD-33, SD-38
70251	63.0/10.0-15BT	2	11.0	12.0	20.5	64	9-10	13.2	SD-23, SD-38
70284	20.5/10.0-10GTW	G	11.0	12.3	21.0	66	10	13.0	SD-23, SD-38, SD-48
70282	21.0/10.0-10GT	G	10.0	11.8	21.3	67	8-10	12.5	SD-23, SD-33, SD-44, SD-48, MD-50, HD-70
70286	21.5/10.0-10GTW	G	12.0	12.9	22.1	69.5	10	14.0	SD-23, SD-44, SD-48, MD-56
70288	70.0/13.0-10GTW	G	13.5	15.0	22.1	69.5	13-15	16.0	SD-23, SD-30, SD-33, SD-44, SD-48, MD57

← SOFTER HARDER →
SD-23 SD-30 SD-33 SD-38 SD-44 SD-48 MD-50 MD-57 704

MINI CUP									
SPEC #	TIRE SIZE	TREAD TYPE	TREAD WIDTH	SECTION WIDTH	APPROX. DIA	APPROX. CIRC.	DESIGN RIM	WT.	COMPOUNDS
70246	15.0/6.0-8S	S	6.0	7.5	15.3	48	6-7	5.5	SD-44, M-28
70245	15.0/7.0-8S	S	7.0	8.2	15.3	48	7-8	6.5	M-28, M-32, M-33
70247	15.0/8.0-8S	S	8.0	9.7	15.6	49	7-8	7.5	M-32

← SOFTER HARDER →
SD-44
M-28 M-32 M-33
MD-62

CAGE KART									
SPEC #	TIRE SIZE	TREAD TYPE	TREAD WIDTH	SECTION WIDTH	APPROX. DIA	APPROX. CIRC.	DESIGN RIM	WT.	COMPOUNDS
71301	16.0/8.5-8GT	C	8.5	10.2	16.2	51	8	9.0	SD-44, MD-62

NOTE: All compounds are not available in all sizes. See your nearest distributor for compounds for any given size or type race tire.

NOTE: American Racer Tires are specifically designed and compounded for racing only. They are illegal for street or highway use.

NOTE: Section widths (S.W.) are based on design rim width.

WARNING: DO NOT, UNDER ANY CIRCUMSTANCES, MOUNT AN AMERICAN RACER® RACING TIRE ON A WHEEL THAT DOES NOT MEET TIRE AND RIM ASSOCIATION STANDARDS.

NO WARRANTY POLICY

RACE TIRES AMERICA ("RTA") OFFERS RACING TIRES UNDER THE "AMERICAN RACER" BRAND FOR SALE UPON THE TERMS AND THE CONDITIONS CONTAINED IN THIS DISCLAIMER OF LIABILITY. BECAUSE OF THE MANY VARIED AND DIFFERENT CONDITIONS TO WHICH RACE TIRES ARE EXPOSED AND BECAUSE OF THE MANNER IN WHICH RACING IS CONDUCTED, RTA MAKES ABSOLUTELY NO WARRANTY, EXPRESSED OR IMPLIED, OF MERCHANTABILITY OR OF FITNESS FOR A GENERAL OR PARTICULAR PURPOSE IN CONNECTION WITH ANY OFFER FOR SALE OR SALE OF RACE TIRES BY RTA. ALL RACE TIRE AMERICA AMERICAN RACER RACING TIRES ARE SOLD "AS IS."

New, unused tires exhibiting a defect in workmanship or materials, as verified by RTA's examination, will be issued a credit equal to RTA's distributor price. To qualify for a credit, the tire must have a manufacturing date within twelve (12) months of the tire's return to RTA.

Independent dealers must establish their own prices.



LATE MODEL ASPHALT

SPEC #	TIRE SIZE	TREAD TYPE	TREAD WIDTH	SECTION WIDTH	APPROX. DIA	APPROX. CIRC.	DESIGN RIM	WT.	COMPOUNDS
70102	26.5/8.0-15S	S	8.0	10.8	26.1	82	8	18.5	EC-31, EC-84, EC-85
70115	26.5/8.0-15S	S	8.2	10.6	26.2	82	8	20.3	AR488
70103	27.0/8.0-15S	S	8.0	11.2	26.7	84	8	19.0	EC-21, EC-31, EC-84, EC-85
70104	27.0/8.0-15S	S	8.0	11.0	27.0	85	8	20.6	EC-31
70116	27.0/8.0-15S	S	8.2	10.7	26.8	84	8	21.3	AR528
70108	26.5/9.0-15S	S	9.0	11.1	26.3	83	8-9	18.0	AR 955
70107	27.0/9.0-15S	S	9.0	11.1	26.8	84	8-9	20.0	AR 955
70327	26.0/10.0-15S	S	10.0	12.9	26.2	82	10	22.0	EC-83, EC-84
70328	26.0/10.0-15S	S	10.0	12.9	26.2	82	10	22.0	EC-21, EC-31
70250	26.5/10.0-15S	S	11.0	13.0	26.6	84	10	22.0	EC-21, EC-31, AR153
70326	26.5/10.0-15S	S	10.0	12.9	26.4	83	10	22.5	EC-82, EC-83, EC-84,
70305	27.0/10.0-15S	S	10.0	13.0	27.1	85	10	23.0	EC-82, EC-84
70308	27.0/10.0-15S	S	10.0	13.0	26.7	85	10	23.0	EC-21, EC-31, AR 153
70310	27.0/10.0-15S	S	10.0	12.9	26.6	84	10	24.0	AR 153
70217	27.5/9.0-15T	3	9.0	11.6	27.7	87	8-9	21.0	Y3
70223	26.5/8.0-15T	GG	8.0	10.5	26.4	83	8.0	19.0	AR870
70211	27.0/8.0-15T	GG	8.0	10.5	27.0	85	8.0	19.2	AR870
70204	27.0/8.0-15T	GG	8.0	10.5	27.2	85.5	8	20.8	AR870
70232	26.5/8.0-15T	GG	9.0	11.2	26.4	83	8	20.0	AR970
70231	27.0/8.0-15T	GG	9.0	11.2	27.0	85	8	20.2	AR970
70129	26.5/8.0-15T	GG	9.0	11.2	26.4	83	8	22.5	AR970S
70130	27.0/8.0-15T	GG	9.0	11.2	27.0	85	8	23.0	AR970S

McCREARY SPEED ★

SPEC #	TIRE SIZE	TREAD TYPE	TREAD WIDTH	SECTION WIDTH	APPROX. DIA	APPROX. CIRC.	DESIGN RIM	WT.	COMPOUNDS
70602	26.5/10.0-15S	S	11	13	26.6	83.5	10	24.75	
70601	27.0/10.0-15S	S	11	13	27.1	85	10	25.1	

MODIFIED ASPHALT / SPRINT

SPEC #	TIRE SIZE	TREAD TYPE	TREAD WIDTH	SECTION WIDTH	APPROX. DIA	APPROX. CIRC.	DESIGN RIM	WT.	COMPOUNDS
70304	23.5/10.0-15S	S	10.0	11.0	23.8	75	9-10	15.0	M-28, 131
70221	24.0/11.0-15S	S	11.5	12.0	24.5	77	10-11	18.0	M-28, 131
70303	24.5/10.0-15S	S	10.0	12.3	24.8	78	9-10	19.0	131
70222	25.0/11.0-15S	S	11.0	12.6	24.8	79	9-12	20.0	M-28, 131
70225	25.0/13.5-15S	S	13.5	15.4	25.5	80	12-14	24.0	M-28, M-130, 131
70226	25.5/13.5-15S	S	13.5	15.8	26.1	82	13-15	25.0	M-130, 131
70227	26.0/13.5-15S	S	13.5	16.0	26.7	84	13-15	26.0	M-28, M-130, 131
70212	27.5/14.0-15S	S	14.0	16.6	27.7	87	14-16	28.0	M-31, M-32
70120	25.5/15.0-15S	S	14.2	16.3	25.6	80	14-16	19.8	AR 1523
70122	26.0/15.0-15S	S	14.2	17.0	26.7	84	14-16	21.5	AR 1526
70209	17.0/28.0-15S	S	17.0	19.8	27.7	87	17-19	30.0	M-130, 131, 132

← SOFTER HARDER →

EC-82 EC-83 EC-84 EC-85

AR1523 AR1526 AR488 AR528 AR153 AR870 AR 970S AR970

EC-21 EC-31

M-28 Y3 M-130 131 132

NOTE: All circumferences and C/L O.D.'s listed are operating measurements after break in.
NOTE: All compounds are not available in all sizes. See your nearest distributor for compounds for any given size or type race tire.
NOTE: American Racer Tires are specifically designed and compounded for racing only. They are illegal for street or highway use.
NOTE: Section widths (S.W.) are based on design rim width.
WARNING: DO NOT, UNDER ANY CIRCUMSTANCES, MOUNT AN AMERICAN RACER® RACING TIRE ON A WHEEL THAT DOES NOT MEET TIRE AND RIM ASSOCIATION STANDARDS.

NO WARRANTY POLICY

RACE TIRES AMERICA ("RTA") OFFERS RACING TIRES UNDER THE "AMERICAN RACER" BRAND FOR SALE UPON THE TERMS AND THE CONDITIONS CONTAINED IN THIS DISCLAIMER OF LIABILITY. BECAUSE OF THE MANY VARIED AND DIFFERENT CONDITIONS TO WHICH RACE TIRES ARE EXPOSED AND BECAUSE OF THE MANNER IN WHICH RACING IS CONDUCTED, RTA MAKES ABSOLUTELY **NO WARRANTY**, EXPRESSED OR IMPLIED, OF MERCHANTABILITY OR OF FITNESS FOR A GENERAL OR PARTICULAR PURPOSE IN CONNECTION WITH ANY OFFER FOR SALE OR SALE OF RACE TIRES BY RTA. **ALL RACE TIRE AMERICA AMERICAN RACER RACING TIRES ARE SOLD "AS IS."**

New, unused tires exhibiting a defect in workmanship or materials, as verified by RTA's examination, will be issued a credit equal to RTA's distributor price. To qualify for a credit, the tire must have a manufacturing date within twelve (12) months of the tire's return to RTA.

Independent dealers must establish their own prices.



MIDGET ASPHALT

SPEC #	TIRE SIZE	TREAD TYPE	TREAD WIDTH	SECTION WIDTH	APPROX. DIA	APPROX. CIRC.	DESIGN RIM	WT.	COMPOUNDS
70200	20.0/6.0-13S	S	6.0	7.4	20.1	63	5-6	8.5	MED, SOFT
70276	20.0/8.0-13S	S	8.0	9.6	20.4	64	6-7	9.5	M-28, M-31, M-32
70333	21.0/7.5-13S	S	7.5	8.6	21.0	66	7-8	10.5	M-28
70334	21.0/8.5-13S	S	8.5	9.5	21.3	67	7-8	11.5	M-31
70332	21.5/10.0-13S	S	10.0	10.0	21.8	68.5	8-10	12.5	M-28
70204	22.5/8.0-13S	S	8.0	9.7	21.6	68	7-8	16.0	M-28, M-32
70203	22.5/8.0-13S	S	8.3	10.2	22.4	70.5	7-8	12.0	MD-50
70205	22.5/9.0-13S	S	9.0	10.1	22.0	69	8-9	17.0	SD-48, M-31, MD-50
70210	9.8/22.13S	S	9.5	10.7	22.2	70	8-9	16.0	M-28, M-32
70206	22.5/10.0-13S	S	10.0	11.4	22.6	71	8-10	17.5	M-28
70207	23.5/10.0-13S	S	10.0	12.7	23.6	74	9-10	18.0	M-28, M-31, M-32
70208	23.5/12.0-13S	S	12.0	14.4	23.6	74	10-12	19.0	131, M-32
70220	23.5/12.0-13S	S	12.0	13.1	24.1	75.6	10-12	15.3	131

MINI MODIFIED / MINI SPRINT / MINI STOCK / PRO-4 ASPHALT

SPEC #	TIRE SIZE	TREAD TYPE	TREAD WIDTH	SECTION WIDTH	APPROX. DIA	APPROX. CIRC.	DESIGN RIM	WT.	COMPOUNDS
70276	20.0/8.0-13S	S	8.0	9.6	20.4	64	6-7	9.5	M-28, M-31, M-32
70333	21.0/7.5-13S	S	7.5	8.6	21.0	66	7-8	10.5	M-28
70334	21.0/8.5-13S	S	8.5	9.5	21.3	67	7-8	11.5	M-31
70204	22.5/8.0-13S	S	9.5	10.8	22.2	70	7-9	14.7	M-28, M-32
70242	22.5/8.0-13S	S	8.5	10.2	22.2	70	7-9	14.0	704
70243	22.5/8.0-13SH	S	8.2	10.2	21.3	67	7-8	14.0	704
70282	23.5/8.0-15	S	8.5	10.3	23.4	73.4	7-8	15.4	704
70205	22.5/9.0-13S	S	9.0	10.1	22.0	69	8-9	17.0	M-31, MD-50
70206	22.5/10.0-13S	S	10.0	11.5	22.6	71	9-10	16.0	M-28
70236	23.5/7.5-13S	S	7.5	9.8	23.6	74	7	14.5	M-32
70207	23.5/10.0-13S	S	10.0	11.3	23.6	74	9-12	16.0	M-28, M-31, M-32
70304	23.5/10.0-15S	S	10.0	11.0	23.8	75	9-10	15.0	M-28
70131	23.0/7.0-13	EE	7.0	8.4	23.5	73.8	6-7	12.6	AR 782
70132	23.0/7.0-13SH	EE	7.0	8.5	23.2	72.8	6-7	12.6	AR 782
70271	23.0/7.0-13	EE	7.0	8.5	23.2	73	6-7	15.7	705
70201	23.0/7.0-13SH	EE	7.0	8.5	22.9	72	6-7	15.8	705
70125	23.0/8.0-13	EE	8.2	9.3	23.2	72.8	7-8	16.7	705
70126	23.0/8.0-13	EE	8.0	9.3	22.8	71.8	7-8	16.7	705
70270	23.0/7.0-14	EE	7.0	8.0	23.4	73.5	6-7	15.8	705, MED
70279	23.0/7.0-14	EE	7.0	7.9	23.5	73.8	6-7	12.4	AR 782
70133	23.0/7.0-14SH	EE	7.0	7.9	23.2	72.8	6-7	12.5	AR 782
70202	23.0/7.0-14SH	EE	7.0	7.8	23.2	72.8	6-7	15.7	705
70134	24.0/7.0-14	EE	7.0	8.6	24.2	76	7-8	15.0	705
70128	24.0/7.0-15	EE	7.0	8.4	24.5	77	7-8	13.7	AR 782
70127	24.0/7.0-15 SH	EE	7.0	8.4	24.1	75.5	7-8	13.7	AR 782

← SOFTER HARDER →
 SD-44 SD-48 MD-50 MD-62
 M-28 M-30 M-31 M-32
 704 705
 AR 782

NOTE: All circumferences and C/L O.D.'s listed are operating measurements after break in.

NOTE: All compounds are not available in all sizes. See your nearest distributor for compounds for any given size or type race tire.

NOTE: American Racer Tires are specifically designed and compounded for racing only. They are illegal for street or highway use.

NOTE: Section widths (S.W.) are based on design rim width.

WARNING: DO NOT, UNDER ANY CIRCUMSTANCES, MOUNT AN AMERICAN RACER® RACING TIRE ON A WHEEL THAT DOES NOT MEET TIRE AND RIM ASSOCIATION STANDARDS.

NO WARRANTY POLICY

RACE TIRES AMERICA ("RTA") OFFERS RACING TIRES UNDER THE "AMERICAN RACER" BRAND FOR SALE UPON THE TERMS AND THE CONDITIONS CONTAINED IN THIS DISCLAIMER OF LIABILITY. BECAUSE OF THE MANY VARIED AND DIFFERENT CONDITIONS TO WHICH RACE TIRES ARE EXPOSED AND BECAUSE OF THE MANNER IN WHICH RACING IS CONDUCTED, RTA MAKES ABSOLUTELY **NO WARRANTY**, EXPRESSED OR IMPLIED, OF MERCHANTABILITY OR OF FITNESS FOR A GENERAL OR PARTICULAR PURPOSE IN CONNECTION WITH ANY OFFER FOR SALE OR SALE OF RACE TIRES BY RTA. **ALL RACE TIRE AMERICA AMERICAN RACER RACING TIRES ARE SOLD "AS IS."**

New, unused tires exhibiting a defect in workmanship or materials, as verified by RTA's examination, will be issued a credit equal to RTA's distributor price. To qualify for a credit, the tire must have a manufacturing date within twelve (12) months of the tire's return to RTA.

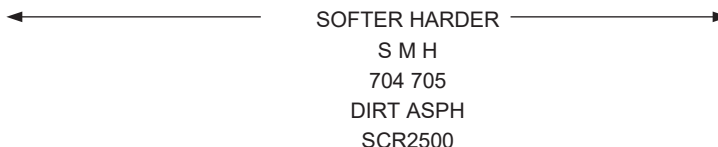
Independent dealers must establish their own prices.



BABY GRAND									
SPEC #	TIRE SIZE	TREAD TYPE	TREAD WIDTH	SECTION WIDTH	APPROX. DIA	APPROX. CIRC.	DESIGN RIM	WT.	COMPOUNDS
70240	20.5/7.5-13S	S	7.5	8.4	21.0	65.8	7-8	13.5	BG 52

D.O.T STREET TIRES										
SPEC #	SIZE & TYPE	TREAD TYPE	T&RA APPROVED RIMS	RIM WIDTHS	C/L.O.D	S.W.	T.A.W	CIRC.	WT.	COMPOUNDS
44608	P215/60D-13(4)	EE	B	6-7	22.9	8.5	6.5	72	15.0	704, MED
44603	P235/60D-13(4)	CC	B	7-8	23.8	9.5	7.5	75	16.0	DIRT, 704
43603	G-60-15(4)	BB	J	7-8	26.4	10.0	8.0	83	20.0	DIRT
44623	P295/50D-15(4)	BB	J	9-10	26.7	12.2	10.0	84	22.5	DIRT
44626	P225/70D-15SH(4)	GG	J	6-7	26.8	9.1	7.0	84	20.0	H
44614	P225/70D-15(4)	GG	J	6-7	27.0	9.1	7.0	85	20.0	H
44617	P225/70D-15(4)	HH	J	6-7	27.0	9.5	7.3	85	19.0	704, 705
43602	L60-15	BB	J	7	28.2	10.8	9.5	88.5	23.76	704, DIRT
44604	P235/60D13	CC	J	7	23.4	9.5	7.5	73.6	16.23	704, DIRT
44618	P235/70D-15(4)	HH	J	6-7	27.7	10.0	7.5	86	20.0	705
44611	P245/70D-15(4)	DD	J	7-8	27.7	9.9	7.0	87	20.0	S, H
44619	P265/60D15SH	DD	J	7.5	27.7	10.9	10.4	87.0	22.14	S, M
44609	P265/60D-15(4)	DD	J	7-9	28.0	10.7	8.0	88	22.0	S, M
44624	P265/60D-15(4)	GG	J	7-9	27.4	10.5	8.0	86	22.5	704
44625	P265/60D15	GG	J	7.5	26.9	10.7	10.4	84.6	21.55	704
44610	P285/60D-15(4)	DD	J	8-10	28.3	11.7	9.5	89	23.0	S
44621	P285/60D-15SH(4)	DD	J	8-10	27.7	11.7	9.5	87	23.0	S
44613	P305/60D-15(4)	FF	J	9-10	29.3	12.6	10.0	92	25.0	M

DOT RADIAL									
SPEC #	TIRE SIZE	TREAD TYPE	TREAD WIDTH	SECTION WIDTH	APPROX. DIA	APPROX. CIRC.	DESIGN RIM	WT.	COMPOUNDS
40102	P205/50R15	JJ	7.6	8.3	23.3	73	6-8	21.0	SCR2500 (200 UTQG)



There are other compounds D.O.T. approved. Check with your distributor for special requirements.

Note: American Racer Street Tires are designed to be used on rims that meet T&RA specifications and tolerances.

NOTE: All circumferences and C/L O.D.'s listed are operating measurements after break in.

NOTE: All compounds are not available in all sizes. See your nearest distributor for compounds for any given size or type race tire.

NOTE: American Racer Tires are specifically designed and compounded for racing only. They are illegal for street or highway use.

NOTE: Section widths (S.W.) are based on design rim width.

WARNING: DO NOT, UNDER ANY CIRCUMSTANCES, MOUNT AN AMERICAN RACER® RACING TIRE ON A WHEEL THAT DOES NOT MEET TIRE AND RIM ASSOCIATION STANDARDS.

NO WARRANTY POLICY

RACE TIRES AMERICA ("RTA") OFFERS RACING TIRES UNDER THE "AMERICAN RACER" BRAND FOR SALE UPON THE TERMS AND THE CONDITIONS CONTAINED IN THIS DISCLAIMER OF LIABILITY. BECAUSE OF THE MANY VARIED AND DIFFERENT CONDITIONS TO WHICH RACE TIRES ARE EXPOSED AND BECAUSE OF THE MANNER IN WHICH RACING IS CONDUCTED, RTA MAKES ABSOLUTELY NO WARRANTY, EXPRESSED OR IMPLIED, OF MERCHANTABILITY OR OF FITNESS FOR A GENERAL OR PARTICULAR PURPOSE IN CONNECTION WITH ANY OFFER FOR SALE OR SALE OF RACE TIRES BY RTA. ALL RACE TIRE AMERICA AMERICAN RACER RACING TIRES ARE SOLD "AS IS."

New, unused tires exhibiting a defect in workmanship or materials, as verified by RTA's examination, will be issued a credit equal to RTA's distributor price. To qualify for a credit, the tire must have a manufacturing date within twelve (12) months of the tire's return to RTA.

Independent dealers must establish their own prices.



AUTOCROSS / ROAD RACING									
SPEC #	TIRE SIZE	TREAD TYPE	TREAD WIDTH	SECTION WIDTH	APPROX. DIA	APPROX. CIRC.	DESIGN RIM	WT.	COMPOUNDS
70620	20.0/7.0-13S	S	7.0	9.0	20.0	63	7	12.2	SC-2100
70621	20.0/8.0-13S	S	8.0	9.6	20.4	64	8	10.5	SC-2100
70631	23.5/10.0-15S	S	10.0	11.0	23.8	75	10	18.5	SC-2100
70632	24.0/11.0-15S	S	11.5	12.0	24.5	77	11	20.3	SC-2100
70633	22.0/8.0-13S	S	7.7	9.8	22.2	69.6	8	16.8	FE-3
70634	22.5/10.0-13S	S	9.7	11.8	22.6	71.25	10	18.2	FE-3
70653	22.0/8.0-13	R	8.0	9.8	22.1	69.5	8	16.5	Rain
70654	22.5/10.0-13	R	10.0	11.8	22.7	71.3	10	18.5	Rain

FORMULA 1000									
SPEC #	TIRE SIZE	TREAD TYPE	TREAD WIDTH	SECTION WIDTH	APPROX. DIA	APPROX. CIRC.	DESIGN RIM	WT.	COMPOUNDS
70638	20.5/7.0-13S	S	7.0	8.5	20.5	65	5.5-7	13.0	F1000-S
70639	22.0/8.0-13S	S	8.0	9.8	22.1	70	7-9	14.2	F1000-S
70655	20.5/7.0-13S	S	7.3	8.7	21.2	67	5.5-7	13.8	Rain-S
70652	22.0/8.0-13S	S	8.0	9.8	22.1	70	7-9	15.5	Rain-S

FORMULA VEE									
SPEC #	TIRE SIZE	TREAD TYPE	TREAD WIDTH	SECTION WIDTH	APPROX. DIA	APPROX. CIRC.	DESIGN RIM	WT.	COMPOUNDS
70272	21.5/5.0-15S	S	4.8	5.5	21.3	67	4-5	9.5	132
70273	22.0/6.0-15S	S	5.5	6.5	22.2	70	4-5	11.0	132

FORMULA CONTINENTAL									
SPEC #	TIRE SIZE	TREAD TYPE	TREAD WIDTH	SECTION WIDTH	APPROX. DIA	APPROX. CIRC.	DESIGN RIM	WT.	COMPOUNDS
70628	20.5/7.0-13S	S	7.0	8.5	20.5	65	5.5-7	13.0	FC
70629	22.0/8.0-13S	S	8.0	9.8	22.1	70	7-9	14.2	FC

CLUB FORD									
SPEC #	TIRE SIZE	TREAD TYPE	TREAD WIDTH	SECTION WIDTH	APPROX. DIA	APPROX. CIRC.	DESIGN RIM	WT.	COMPOUNDS
70341	20.0/6.0-13S	S	6.0	7.2	20.4	64	5.5	10.5	133
70256	22.5/7.5-13S	S	7.5	9.5	22.3	70	5.5	14.5	133

GTA / LATE MODEL ROAD RACING									
SPEC #	TIRE SIZE	TREAD TYPE	TREAD WIDTH	SECTION WIDTH	APPROX. DIA	APPROX. CIRC.	DESIGN RIM	WT.	COMPOUNDS
70305	27.0/10.0-15S	S	10	13.0	27.1	85	10	23.0	EC-84
70329	27.0/10.0-15S	S	10	13.0	27.1	85	10	25.2	SC5200
70601	27.0/10.0-15S	S	11	13	27.1	85	10	25.1	
70651	27.0/10.0-15S	R	10	13.0	27.1	85	10	28.1	Rain

VINTAGE MINI									
SPEC #	TIRE SIZE	TREAD TYPE	TREAD WIDTH	SECTION WIDTH	APPROX. DIA	APPROX. CIRC.	DESIGN RIM	WT.	COMPOUNDS
70281	18.0/6.0-10GT	G	6.5	8.0	18.6	58.5	6	10.5	704

RALLY									
SPEC #	TIRE SIZE	TREAD TYPE	TREAD WIDTH	SECTION WIDTH	APPROX. DIA	APPROX. CIRC.	DESIGN RIM	WT.	COMPOUNDS
70171	205/65 R 15	4	7.1	9.0	25.2	79	8	29.4	

← SOFTER HARDER →
 Rain F1000-S FC FE-3
 EC-84 SC5200
 132 133
 704
 SC2100

NOTE: All circumferences and C/L O.D.'s listed are operating measurements after break in.
NOTE: All compounds are not available in all sizes. See your nearest distributor for compounds for any given size or type race tire.
NOTE: American Racer Tires are specifically designed and compounded for racing only. They are illegal for street or highway use.
NOTE: Section widths (S.W.) are based on design rim width.

WARNING: DO NOT, UNDER ANY CIRCUMSTANCES, MOUNT AN AMERICAN RACER® RACING TIRE ON A WHEEL THAT DOES NOT MEET TIRE AND RIM ASSOCIATION STANDARDS.

NO WARRANTY POLICY

RACE TIRES AMERICA ("RTA") OFFERS RACING TIRES UNDER THE "AMERICAN RACER" BRAND FOR SALE UPON THE TERMS AND THE CONDITIONS CONTAINED IN THIS DISCLAIMER OF LIABILITY. BECAUSE OF THE MANY VARIED AND DIFFERENT CONDITIONS TO WHICH RACE TIRES ARE EXPOSED AND BECAUSE OF THE MANNER IN WHICH RACING IS CONDUCTED, RTA MAKES ABSOLUTELY **NO WARRANTY**, EXPRESSED OR IMPLIED, OF MERCHANTABILITY OR OF FITNESS FOR A GENERAL OR PARTICULAR PURPOSE IN CONNECTION WITH ANY OFFER FOR SALE OR SALE OF RACE TIRES BY RTA. **ALL RACE TIRE AMERICA AMERICAN RACER RACING TIRES ARE SOLD "AS IS."**

New, unused tires exhibiting a defect in workmanship or materials, as verified by RTA's examination, will be issued a credit equal to RTA's distributor price. To qualify for a credit, the tire must have a manufacturing date within twelve (12) months of the tire's return to RTA.


Independent dealers must establish their own prices.




BB



CC



DD



EE



FF



GG



HH



JJ



R



A




B



C



D




E



F



G




H



M




S




T




1



2



3



4



CALL THE DISTRIBUTOR NEAREST YOU FOR PRICES, RECOMMENDATIONS AND DEALER INQUIRIES

South

AMERICAN RACER SOUTH

867 Penland Rd
Brasstown, NC 28902
PH: 844-SOUTHAR / 828-360-5353
Fax: 828-837-8668
Email: americanracersouth@frontier.com

Southeast (Asphalt & Road Racing)

Feature Racing Products

5015 Mudd Tavern Road
Woodford, VA 22580
PH: 540-805-5940
Email: info@featureracingproducts.com
Web: featureracingproducts.com

Canada East

GRISDALE RACING PRODUCTS

400 Brock Road
Dundas, Ontario, CANADA L9H5E4
PH: 905-627-0224
Fax: 905-627-1119
Email: dt@grisdale.com

North East

LIAS TIRE, INC.

488 North Fifth Street
Indiana, PA 15701
PH: 724-463-0214
Fax: 724-463-1433
Email: liastire@hotmail.com
Web: liastirespeed.com

Michigan

MICHIGAN AMERICAN RACER, LLC

320 West Maumee Street
Adrian, MI 49221
PH: 517-270-3720
Fax: 517-417-7223

Canada West

Auto Clearing All Make & Performance Parts

331 Circle Dr West, S7L 5S8
Saskatoon, SK, Canada
PH: 306-665-1131
Email parts@autoclearing.com

Australia

AMERICAN TIRE & RACING SERVICES

Unit 11, Newton Road, Wetherill Park
NSW 2199, AUSTRALIA
PH: 9-011-612-9-756-6001
Fax: 9-011-612-9-756-6008
Email: mark@americanracingtires.com

South Africa

ATS Motorsport Supplies

South Africa
Email: kobus@ats-motorsport.co.za

Midwest

BOUBIN TIRE CO., INC.

2105 Jamestown Avenue
Independence, IA 50644
PH: 800-722-3847
Fax: 319-334-6968
Email: troy@boubin.com
Web: americanracertires.com

South Central

DAY MOTORSPORTS

6100 Hwy. 69 North
Tyler, TX 75706
PH: 903-593-9815 / 800-543-6238
Fax: 913-593-8453
Email: info@daymotorsports.com

New England

AMERICAN RACER NEW ENGLAND

DAVE LIND MOTORSPORTS

267 Dedham Street
Norfolk, MA 02056
PH: 800-562-9527
Fax: 508-384-7240
Email: davelindracing@gmail.com
Web: americanracertirenewengland.com

West

PENNEY RACING SUPPLY

5437 Stationers Way
Sacramento, CA 95842
PH: 916-338-3434
Fax: 916-338-3432
Email: penneyracer@sbcglobal.net
Web: www.penneyracingsupply.com

Northwest

RACE CAR SUPPLY

3730 183rd Avenue
Rochester, WA 98579
PH: 360-858-1464
Fax: 360-858-1466
Email: southsoundsspeedway@hotmail.com

New Zealand

HARRIS RACE CAR PARTS, LTD.

12 Bancroft Crescent, Glendene
Auckland 7, NEW ZEALAND
PH: 9-011-649-818-9991
Fax: 9-011-649-818-2108
Email: hrpc@hug.co.nz

Europe

UNIVERSAL MOTORSPORTS

THE NETHERLANDS
Email: info@kirkey-europe.com

Mexico

CAR MOTION

Avenida Adolfo Lopez Mateos No. 7
Valle de Santa Monica
Tlalnepantla, Edo. Mexico
PH: 52364742
Email: javier.fernandez@carmotion.com.mx
Web: www.carmotion.com.mx



 **AMERICAN**
RACER®

MCCREARY
Racing Tires®

1545 Washington St Indiana, PA 15701 724.349.7210
www.americanraceronline.com